

**maxGUARD
AMG FIM-0 EX**

Weidmüller Interface GmbH & Co. KG
Klingenbergstraße 16
D-32758 Detmold
Germany
Fon: +49 5231 14-0
Fax: +49 5231 14-292083
www.weidmueller.com



Efficient machine and facility operation calls for fail-safe and maintenance-friendly control voltage distribution that can be installed in a time and space-saving manner.

With the new maxGUARD system, the terminal blocks (previously installed separately) for distributing potential to the outputs of the electronic load monitors become an integral part of a 24 V DC control voltage distribution system.

The innovative combination of load monitoring and potential distribution saves time during installation, increases safety against failure and reduces the amount of space required on the terminal rail by 50%.

General ordering data

Type	AMG FIM-0 EX
Order No.	2082530000
Version	Feed-in module, 24 V DC
GTIN (EAN)	4050118419702
Qty.	1 pc(s).

**maxGUARD
AMG FIM-0 EX**

Weidmüller Interface GmbH & Co. KG
 Klingenbergstraße 16
 D-32758 Detmold
 Germany
 Fon: +49 5231 14-0
 Fax: +49 5231 14-292083
 www.weidmueller.com

Technical data**Dimensions and weights**

Width	12.2 mm	Width (inches)	0.48 inch
Height	125 mm	Height (inches)	4.921 inch
Depth	96.5 mm	Depth (inches)	3.799 inch
Net weight	64.75 g		

Temperatures

Operating temperature, max.	55 °C	Operating temperature, min.	-25 °C
Storage temperature, max.	85 °C	Storage temperature, min.	-40 °C
Operating temperature	-25 °C...55 °C	Storage temperature	-40 °C...85 °C

Probability of failure

MTTF	50,000 Years
------	--------------

Input

Connection system	PUSH IN	DC input voltage range	18...30 V DC
Input fuse (internal)	No	Rated input voltage	24 V DC
max. admissible residual ripple at the input	100 mVpp		

output

Connection system	PUSH IN
-------------------	---------

General data

Conformal coating	Yes	Control function	No
Control inputs	No	Operating temperature	-25 °C...55 °C
Protection degree	IP20	Surge voltage category	III

Insulation coordination

Surge voltage category	III
------------------------	-----

Connection data (input)

Conductor cross-section, AWG/kcmil , max.	6	Conductor cross-section, AWG/kcmil , min.	18
Conductor cross-section, flexible , min.	0.75 mm ²	Conductor cross-section, rigid , max.	10 mm ²
Conductor cross-section, rigid , min.	0.75 mm ²	Connection system	PUSH IN
Number of terminals	2 (+,-)	Screwdriver blade	1.2 x 6.5
Wire connection cross section, flexible (input), max.	16 mm ²		

Connection data (output)

Connection system	PUSH IN
-------------------	---------



Data sheet

**maxGUARD
AMG FIM-0 EX**

Weidmüller Interface GmbH & Co. KG
Klingenbergstraße 16
D-32758 Detmold
Germany
Fon: +49 5231 14-0
Fax: +49 5231 14-292083
www.weidmueller.com

Technical data

Approvals

Institute(ATEX)	ATEX	Certificate No. (ATEX)	DEMKO17ATEX1870X
Institute (cULus)		Certificate no. (cULus)	E258476
Institute (cULusEX)		Certificate no. (cULusEX)	E470829

Ratings IECEx/ATEX/cUL

Certificate No. (ATEX)	DEMKO17ATEX1870X	Certificate No. (IECEX)	IECEXULD17.0018X
------------------------	------------------	-------------------------	------------------

Classifications

ETIM 6.0	EC000897	eClass 6.2	27-37-15-02
eClass 9.1	27-14-11-20		

Approvals

Approvals











ROHS	Conform
------	---------

Downloads

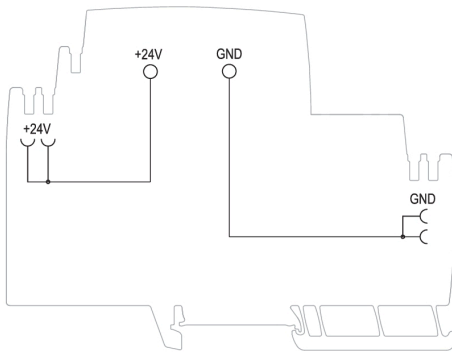
Engineering Data	EPLAN
Engineering Data	STEP
User Documentation	Manual_maxGUARD Operating instructions

Data sheet

**maxGUARD
AMG FIM-0 EX**

Weidmüller Interface GmbH & Co. KG
Klingenbergstraße 16
D-32758 Detmold
Germany
Fon: +49 5231 14-0
Fax: +49 5231 14-292083
www.weidmueller.com

Drawings



Schematic circuit diagram